

Too **HOT** to Enjoy your Corvette in the Summer ? or too **HUMID** ?

Air Conditioning Add-On Conversion Kit

This Do-It-Yourself installation with step-by-step instructions will even out perform some factory AC/heaters ! Add cool efficient Air Conditioning & maintain an stock interior appearance. Utilizes Delco compressor & brackets, plus condenser & dryer.

Interior Cockpit You can Enjoy Air Conditioned Comfort and maintain a stock appearance at an Affordable Price. Our Add-On AC Kit mounts the new AC/Heater Box behind the dash reinforcement bar and does not require removal of the glove box. The stock design appearance is further enhanced by replica factory style LH and RH Air Conditioning ducts. Also includes a new under dash defroster duct, lower heater Y-duct adapter and AC duct hose and clamps.

Dash and Console Your existing dash heater and defroster controls are preserved and the new AC switches are integrated with them behind the dash. No additional dashboard holes or additional control knobs are required. All controls function via your current existing dash knobs. Tri-Level Low, Medium and High settings are available for both AC Cooling and the Warm Air Heating and Defrosting modes.

Engine Compartment Additions include an rebuilt stock GM A6 compressor(i.e. long style) with clutch & stock factory mounting brackets plus shim for the exhaust manifold. Systems include a new receiver dryer, condenser with factory style mounting brackets, AC expansion valve with capillary sensor, insulation tape and AC refrigerant hoses with O-ring seals.

Additional Components Our complete system includes a new LH mount battery tray, positive battery cable, heater hoses, Y fitting and clamps, heater control valve with vacuum hoses and T-pipe, AC wiring harness, AC compressor switches, an adjustable AC thermostat, AC relay, plus the necessary mounting brackets and mounting hardware.

Installation Although this is a complicated installation, the detailed illustrated step-by-step instructions assure that it can be performed by the average owner. As with any Air Conditioned vehicle, the charging with refrigerant must be performed by a qualified AC service shop.

Parts Not Included The following parts may be required if your Vette is not already equipped with them. A double groove crankshaft pulley and a double groove water pump pulley. A compressor V-belt about 56 1/2" long. The passengers side 327 exhaust manifold cannot have the triangular type mount cast into the front. A symmetrical 66-67 327 style ram horn manifold is required to mount the compressor brackets.

Choice Of Refrigerant Our AC Systems are available for use with the older style R-12 freon or the newer R-134A refrigerant. Specify the type of refrigerant you plan on using when placing your order. Since R-12 is increasingly more expensive and no longer manufactured, R-134A may be a wiser choice for new AC installations. Because R-134A is more efficient than R-12, it actually absorbs heat faster, which creates higher AC head pressure. Although R-134A performs within a few degrees of R-12, this higher heat load can cause damage to the AC system. A higher heat load can be cured adding an electric fan to the front of the condenser.

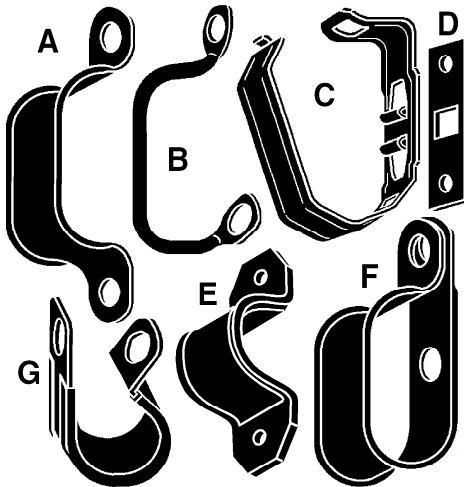
These Add On Kits can SAVE you \$5-\$7000 over factory AC

Select from these.. A.C. Add On Kits...

Model	Refrigerant				
63-65	327	R-12	9220801	1189.00	Kt
66-67	327	R-12	9220802	1189.00	Kt
66-67	427	R-12	9220804	1189.00	Kt
68-74	327/350	R-12	9220812	1189.00	Kt
63-65	327	R-134A	9220805	1189.00	Kt
66-67	327	R-134A	9220806	1189.00	Kt
66-67	427	R-134A	9220808	1189.00	Kt
68-74	427/454	R-134A	9220810	1189.00	Kt

Note: 396/427 KITS include a rebuilt Sanden Zexel AC compressor instead of A6 long style.

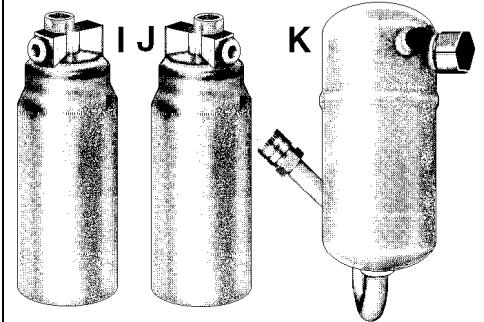
AC Hose Brackets



- A** 63-68 Heater and/or Freon Hose Bracket
Stamped steel with rolled edge prevents hoses damage. Includes 2 indented hex washer head bolts with nuts & captive star washers. Mounts to the inner fender skirt. Paint black as reqd. 327 with AC **1 reqd**; 427 without AC **1 reqd**; 427 with AC **2 reqd**; 8848118 **13.50**
- B** 64-76 AC Compressor Heater Hose Bracket
Bolts to front of the compressor on 327 & 350 models
Select from... Repro Bracket 8848232 **30.00**
NOS Bracket Limited supply. 8848122 **45.00**
- C** 65-80 Snap On Heater & Freon Hose Bracket
Authentic black plating finish on this part, that snaps together to retain hoses. 65-79 without AC **2 reqd**; 68 with AC **2 reqd**; 69-80 with AC **1 reqd** 8848952 **6.50**
- 66-68 427 with AC Heater Hose Bracket on the rear of the compressor. (not illustrated) 8846357 **34.50**
- D** 68-80 Fender Skirt Bracket with 2 OEM Rivets
Mounts above retainer to the RH inner fender skirt & to non-AC heater boxes. **1-2 reqd**; 8848955 **4.50**
- E** 68-71 AC 327 or 350 Freon Hose Bracket
Mounts the 5/8" freon hose to the RH rear face of the inner fender skirt. 9218171 **20.00**
- 68-71 AC 327 or 350 Hose Bracket Mounting **Screws**
Indented hex washer head. Pair 9218159 **2.00**
- F** 69-73 Freon Hose Mounting **Bracket**
Stamped steel with rolled edge to prevents damage to the hoses. Mounts the 1/2" & 13/32" freon hoses to the front inner RH skirt. **Repro.** 8848115 **8.60**
- 69-73 Freon Hose Mounting **Bracket** **NOS**
without the extra hole in the back 8848116 **22.50**

- 69-78 Freon Hose Bracket **Mounting Kit** with Indented hex washer head & nut with captive star washer. **Does 1 car.** 8848230 **2.00**
- G** 74-76 AC Freon Hose Mounting **Bracket**
Mounts the condenser inlet freon hose to the front inner fender skirt. Rubber covered edges prevent damage to hose. Mount with previous kit. 8848984 **6.50**
- 74-78 AC Condenser Outlet Pipe **Bracket**
Mounts the aluminum outlet pipe to the RH front inner fender skirt. Mount with previous kit. 8848986 **6.00**

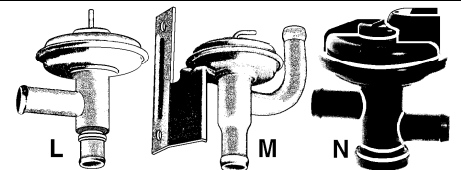
Drier & Accumulator



Receiver Dryers & Accumulators remove moisture from the air. **TIP:** examine the sight glass on top of the drier after operating the AC for several minutes. The refrigerant should be clear or may show an occasional bubbles at high temperatures. Lots of bubbles mean the refrigerant is low. Dirt, foam or oil streaks indicates a leak. The desiccant powder in our dryers is compatible with either R12 or R134.

- 63-67 Receiver Drier **Replacement**
Aftermarket 9218272 **64.50**
- I** 63-67 Receiver Drier genuine **Delco** with a tapered bottle neck. 9218160 **71.00**
- 63-67 Receiver Drier Straight Neck Rebuilt Stock filled with new desiccant. Core required. 9218152 **215.00**
- 68-72 Receiver Drier **Replacement** Aftermarket fits and functions 9218273 **48.50**
- J** 68-72 Receiver Drier genuine **Delco** with a tapered bottle neck 9218161 **60.75**
- 63-72 Receiver Drier Mounting **Bracket**
2 reqd. Modify as reqd on 68. 9218162 **16.00**
- 63-68 Drier Mounting **Screws** indented hex washer head: Pair. **2 reqd** on 68 9218159 **2.00**
- 69-72 Drier Mounting **Nuts** includes 2 nuts with captive star washers. Pair. **Does 1 car.** 8848206 **2.50**
- 68 Drier Outlet Pipe Radiator Support **Seal**
Black die cut sponge rubber 9218202 **3.50**
- K** Late 77-82 Drier **Accumulator** (compare you model with - above picture since Early 77 uses a VIR - see pg 52.)
Delco Drier Accumulator 9218163 **94.50**
Aftermarket Drier Accumulator 9218275 **88.00**

Hot Water Valves



- L** 63-68 AC Hot Water Valve
without Mounting Clip Groove **Delco** 9218145 **31.25**
with Mounting Clip Groove 9218245 **44.50**
- M** 69-71 AC and 79-82 AC or 77-79 exc AC Hot Water Valve **Delco** 9218146 **41.35**
Above Hot Water Valve Aftermarket 9218150 **38.50**
- AC Hot Water Valve **2 Piece** Mounting Kit for above **M** with indented hex washer head 8848208 **2.20**
- N** 75-76 exc AC Hot Water Valve or 75-78 with AC Hot Water Valve **Select from...**
Replacement Aftermarket Valve 9218164 **20.00**
Delco Nylon Valve 9218137 **24.00**
NOS Delco Metal Valve 9218139 **100.00**