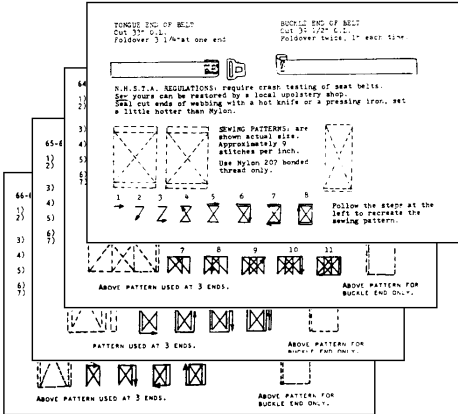


Seat Belt Sewing Instructions

These illustrate the length's to cut the seat belt material. length to fold over at the ends and how to recreate the authentic stitch patterns.




58-62 Seat Belt Sewing Pattern	1487594	2.75
63 Seat Belt Sewing Pattern	1487595	2.75
64 Seat Belt Sewing Pattern	1487596	2.75
65-66 Seat Belt Sewing Pattern	1487597	2.75

Authentic Nylon Material

This is Thick Nylon; Not the thin Polyester Replacement that is available everywhere else. If you spend \$ 250. to \$ 350. for the "reproduction" seat belts, you get the much thinner polyester.

Some 58-62 models have 4 Bands across the belt & all 64-67 models have 3 Bands across the belt. This is not the authentic weave for 63 models. See patterns below. All of these prices are for one seat. Send Sase for Sample.

58-62 Black 4 Band	1487540	40.00	Seat
58-62 Red 4 Band	1487541	Disc	Seat
59-61 Blue 4 Band	1487542	40.00	Seat
61-62 Fawn Beige 4 Band	1487543	40.00	Seat



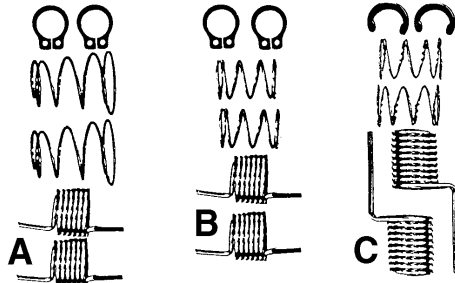
63-72 Red 3 Band	1487550	Disc	Seat
63-72 Black 3 Band	1487551	60.00	Seat
63-64 Saddle Tan 3 Band	1487552	60.00	Seat
63-64 Midnight Blue 3 Band	1487553	60.00	Seat
64-67 Silver 3 Band	1487554	60.00	Seat
65-66 Medium Saddle 3 Band	1487555	60.00	Seat
65-67 Brite Blue 3 Band	1487556	0.00	Seat
65 Maroon 3 Band	1487557	60.00	Seat
65-67 Dark Green 3 Band	1487558	60.00	Seat
66 Midnight Blue 3 Band	1487559	60.00	Seat
67 Teal Blue 3 Band	1487560	60.00	Seat
67 Dark Saddle 3 Band	1487561	60.00	Seat

How to Identify 58-66 Seat Belt Buckles

Turn the buckle over & examine the ID stampings on the back of the buckle.

58-61 Buckle are stamped "U.S. PATENT 2,458,810"
62-63 Buckle are stamped "IRVING AIR CHUTE CO. INC. MODEL IC-5000, MFG. LICENSE U.S. PAT. 2458810"
64-66 Buckle are stamped "IRVING AIR CHUTE CO. INC. MODEL IC-8000 MFG. LICENSE U.S. PAT. 2458810"

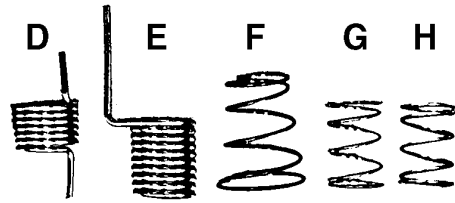
Seat Belt Spring Kits



Rebuild those "Priceless Buckles". Each kit includes 2 Buckle Hinge Springs, 2 Center Lock Springs and 2 Hinge Pin Locking Rings.

A 58-61 Buckle Spring 6 Piece Kit	1487590	15.00
B 62-63 Buckle Spring 6 Piece Kit	1487591	15.00
C 64-66 Buckle Spring 6 Piece Kit	1487592	15.00

Individual Belt Springs

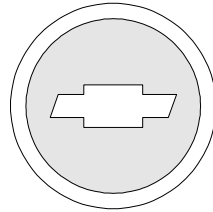


These springs are available in above kits.

D 58-63 Hinge Spring Pair	1487581	7.50
E 64-66 Hinge Spring Pair	1487582	7.50
F 58-61 Center Lock Spring Pair	1487583	7.50
G 62-63 Center Lock Spring Pair	1487584	7.50
H 64-66 Center Lock Spring Pair	1487585	7.50

Seat Belt Hardware

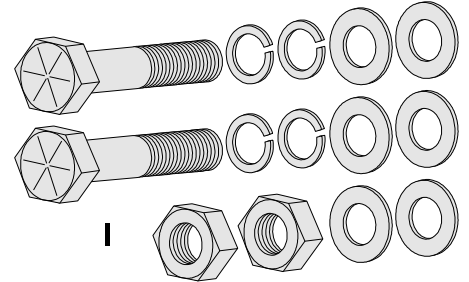
64-66 Seat Buckle Round Center Emblems
After repainting your buckle tops, install these emblems. These have a smooth Silver background surrounding a White emblem. Bogus ones have a granular textured Silver center. Pair 1487520 11.00



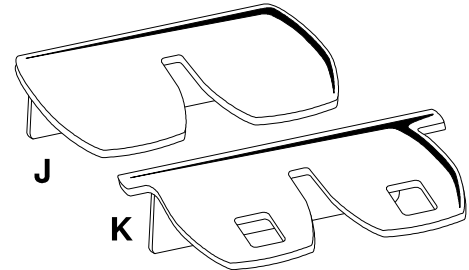
I 58-62 Seat Belt Mounting 16 Piece Hardware Kit includes 2 * Grade 8 Mounting Bolts with 4 Lock Washers, 6 Flat Washers & 4 Nylock Nuts. Does 1 car.	1487505	4.50
61-63 Aluminum Buckle Top Only If yours top is too deeply pitted, use this replacement top. intended for show only. 2 reqd.	1487503	27.50



TIP Reproduction 64-66 seat belts cost \$ 250. to \$ 350. You can repair your buckles with our buckle spring kits and save a bundle. If you do not have authentic 64-66 Vette seat belt buckles, you can find the same EXACT buckle in many 1964 Chevrolets. In 1964 General Motors produced over 1,400,000 Chevrolets using this same EXACT buckle & plenty are still around at reasonable prices. They were in 320,000 1964 Chevelle's, 157,000 -- 1964 Chevy II's & 195,000 1964 Corvair's. 1963 Vette seat belt buckles can be found in 63 Pontiacs. **Happy Hunting !**



J 64-65 and Early 66 Buckle Storage Bracket Chrome plated, with no slots.	1487521	12.75
65-67 Storage Bracket Mounting Screws mounts bracket to console. Pair	1487523	1.50
K Late 66 Seat Belt Buckle Storage Bracket Chrome plated with two slots for storing the buckles.	1487522	13.75



65-66 Clip On Retractor Assembly Limited supply. WARNING: Do not remove Black Clip before installing on the belt, or the retractor will unwind. Do not attempt to unwind the belt while the clip is still on the belt. If the retractor is unwound, wind 9 times in the direction of the arrow marked on the surface of the retractor, then clip the retractor onto the belt.	2 reqd.	1487524	25.00
--	---------	---------	-------

Seat Belt Mounting Brackets

56-62 Seat Belt Mounting Brackets LH Inboard Brackets with Weld Stud	1487602	23.25
RH Inboard Brackets with Weld Stud	1487604	23.25
56-62 Outboard Bracket 2 reqd.	1487606	23.25
56-62 Outboard Brkt Underbody Retainer 2 reqd.	1487612	17.50
57-62 Seat Belt Mounting Plates "Hambone" Shape 4 reqd.	1487608	17.00
Rectangular Shape 4 reqd.	1487610	6.00
Underbody Seat Belt Brackets with Weld Nuts 63 LH Outer	1487614	21.45
63 RH Outer	1487616	21.45
63-64 LH Inner & 64 RH Outer	1487620	21.45
63-64 RH Inner & 64 LH Outer	1487618	22.75
64-66 Seat Belt Floor Mounting Bracket Chrome plated. 4 reqd.	1487611	17.50
65-67 Underbody Brackets with Weld Nuts LH Outboard Bracket	1487626	21.45
RH Outboard Bracket	1487628	21.45
65-69 Underbody Brackets with Weld Stud LH Inboard Brackets 1487630	21.45	
RH Inboard Brackets	1487632	22.75
66-67 Underbody Shoulder Harness Mounting Plate in the rear wheel well with Weld Nut		
LH Wheel Well Harness Plate	1487646	40.00
RH Wheel Well Harness Plate	1487648	40.00
68 Underbody Outer Reinforcement LH Outboard Reinforcement	1487634	42.25
RH Outboard Reinforcement	1487636	42.25
68-69 Underbody Outer Reinforcement LH Outer Reinforcement under seat	1487642	42.25
RH Outer Reinforcement under seat	1487644	42.25
69 Underbody Outer Reinforcement LH Outer Reinforcement	1487638	41.75
RH Outer Reinforcement	1487640	41.75