

**68-82 Glass Mounting**

All 68-82 door glass use the same basic mount hardware. However 68-Early 69 mount differently.

**68-Early 69 uses Glass has 8 Mounting Holes**

This door glass is attached to a rectangular frame. This frame is then attached to the upper channel & to a shorter rear channel called a pad.

**Late 69-82 uses Glass with 5 Mounting Holes.**

This door glass is attached directly to the upper channel only. A short rear channel is not used.

**Hardware Requirements**

Model	Pieces Used Per Car												
	A	B	C	D	E	F	G	H	I	J	K	L	M
68-Early 69	4	4	2	10	10	4	-	2	8	8	2	4	2
Late 69-77	4	4	2	2	6	6	-	6	4	4	2	-	-
78-82	4	4	2	2	6	-	6	6	4	4	2	-	-

**Warning: Do Not Over Tighten the Mounting Nuts! See the Assembly Manuals for Torque.**

**A 68-82 Door Glass Bushing**

Mounts at front lower & rear lower edges of the door glass. 4 reqd per car. 1078302 7.00

**B 68-82 Door Glass Bushing Cap**

Snap over & lock the above bushing in the rear lower edges of the glass. 4 reqd per car. 1078304 4.50

**C 68-82 Door Glass Front Roller**

This roller slides up and down in the front cam channel. 2 reqd per car  
NOS 1078306 24.00 **Repro** 1078328 22.00

**D 68-82 Door Glass Roller Steel Washer**

Provides support for the flanged plastic bushing. 68-Early 69 10 reqd per car. Late 69-82 2 reqd per car.  
NOS 1078308 3.50 **Repro** 1078301 2.95

**E 68-82 Glass Inboard Flanged Washer**

These plastic washers fit into the glass mounting holes & isolate the glass from metal to metal contact. 68-Early 69 10 reqd per car. Late 69-82 6 reqd per car.  
NOS 1078310 3.00 **Repro** 1078297 2.50

**F 68-77 Door Glass Rubber Washer**

These isolate the glass from metal to metal contact. 68-Early 69 4 reqd per car. Late 69-77 6 reqd per car. 1078312 1.75

**G 78-82 Door Glass Plastic Washer**

These isolate the glass from metal to metal contact. 6 reqd per car. 1078314 3.00

**H 68-82 Door Glass Round Nuts**

These isolate the glass from metal to metal contact. Don't over tighten. 68-Early 69 2 reqd per car. Late 69-82 6 reqd per car. 1078316 3.00

**I 68-82 Door Glass Hex Nuts**

Flanged washer head with locking serration under the head. Don't over tighten. 68-Early 69 8 reqd per car. Late 69-82 4 reqd per car. 1078318 0.75

**J 68-82 Door Glass Mounting Bolt**

Includes an integral large dished washer. 68-Early 69 8 reqd per car. Late 69-82 4 reqd per car. 1078320 0.00

**K 68-82 Door Glass Rear Roller 2 reqd / car**

Mounts in the glass channel & slides up & down in the rear cam channel. NOS 1078322 24.00 **Repro** 1078330 22.00

**L 68-Early 69 Channel Mtg Screw 4 Piece Set**

Indented hex washer head mounts the channel to the glass frame. Does 1 car. 1078324 2.50

**M 68-Early 69 Door Glass Rubber Filler**

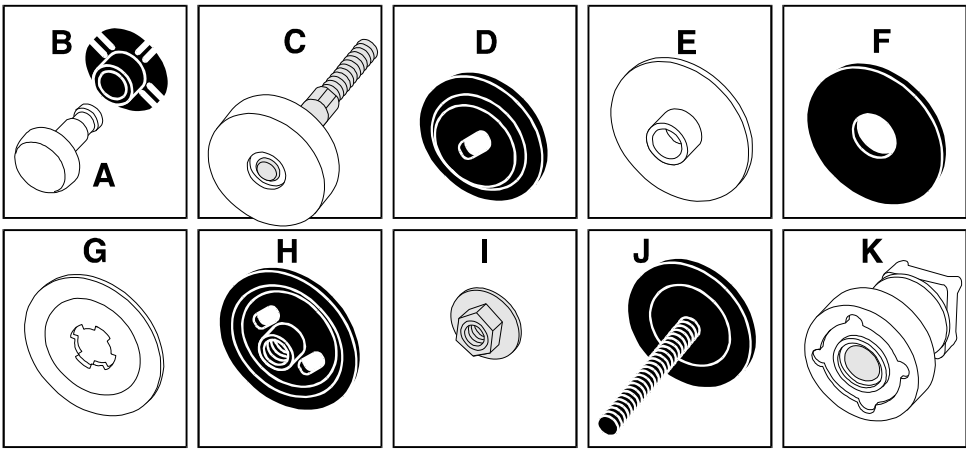
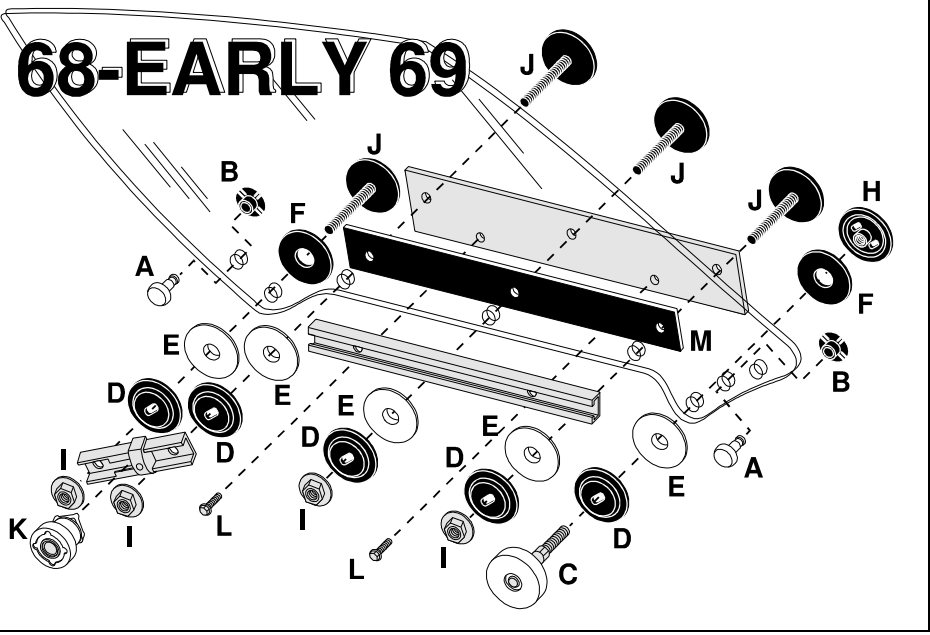
These pads cushion & isolate the glass from the metal frame. Pair Does 1 car. 1078326 12.00

**Door Glass Mount Kits – includes Repro parts**

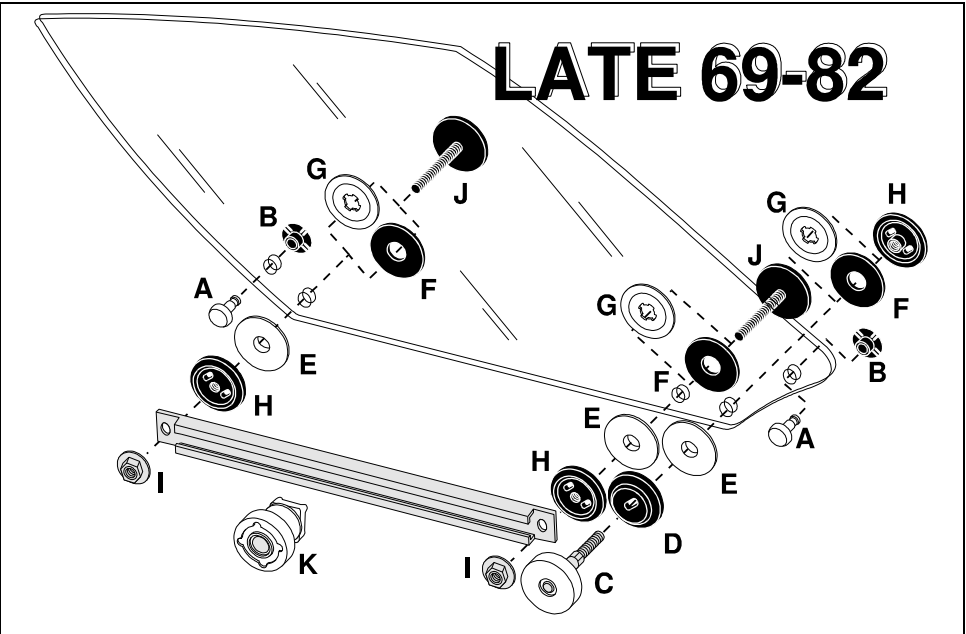
68-77	7 Piece Kit	1A-1B-1C-3E-1K	1078298	45.00
78-82	9 Piece Kit	2A-2B-1C-3E-1K	1078300	49.00

**Clear and Tinted Glass see pg 66**

**68-EARLY 69**



**LATE 69-82**



**Door Lock Cylinder Pawls**

56-66 Door Lock Cylinder Pawl	2 reqd.	1055053	5.00
56-66 Pawl Retainer	2 reqd.	1055052	4.00

67 & 69-77 Door Lock Cylinder LH Pawl	1055050	4.00	
67 & 69-77 Door Lock Cylinder RH Pawl	1055051	4.00	
67 & 69-77 Pawl Retainer	2 reqd.	1055049	3.50