

RUNNING HOT?



Radiator to Hood Air Dams

Decades ago with the gracious help of Ken May, the Director of Warehousing and Distribution at GM, I was given the blueprints for accurate new reproductions of these parts. With the GM specs we can produce a near 100% authentic new part. About the only thing they don't have is an OEM part tag. Our parts are by no means comparable to those made by Zip. *They simply bought ours, copied them and crossed their fingers.*

> If you want to see some of the Zip produced parts go to the Ecklers.com web site and look at several of the Ecklers part numbers listed below. Zip sells these to Ecklers. If some of them look like they sagged or shrank or got deformed, you are right. When manufactured properly they do not look like the parts shown in those jpegs. Ecklers stopped buying our repro's when Zip undercut our price. But really, there is no comparison to our parts, **Zip isn't even close.**

"Only the name is the same"™

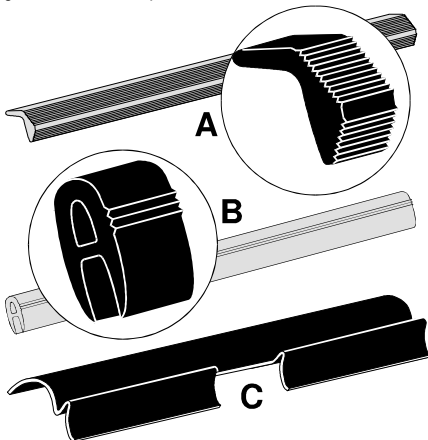
If you see a small tag with a part number that begins with a **Z** – you have found the Zip repro's made from a repro. They may be cheaper, but you get a bogus copy, if that.

A 58-60 Air Dam

Our quality sponge rubber reproduction features the similar profile, density including details like the **9 Raised Ribs** on one surface & **11 Ribs** on an other. Apply weatherstrip adhesive to the surface with 9 ribs & mount to the front underside of the hood above radiator support, with the open end of the "V" facing the rear. 1274589 28.50

B 65 396 Air Dam

Our quality extruded sponge rubber seal has the authentic "A" shaped profile with a captive upper air cell, plus has the **3 Raised Ribs** as OEM. Mount on the radiator support top edge with weatherstrip adhesive. 1274396 15.00



C 66-67 with Air Conditioning

Our part has the curve vulcanized right into the part as OEM & will maintain it's shape. Undetectable in absolutely every detail with **Raised Ribs**, and uses "U" shaped snap on clips for mounting. **Mfg by the OEM** 1274506 32.50
"Backward" Notched Replacement Seal 1274507 20.00

C-2 COOL TIP

The above 66-67 air dam can be installed on any 63-67 that is **Running Hot** and will help direct air flow through the radiator. Installs without tools or any modifications.

D 68 327 Air Dam

This complex pattern is die cut from a 3 foot wide piece of Neoprene sheet rubber. TIP: for an authentic installation attach it with 16 staples (see item X) to the steel radiator supports upper baffle. 1274303 19.50

68 Upper Baffle 8 Piece Mount Kit

Includes 4 indented hex washer head sheet metal screws with 4 lock washers needed to mount the 68 *only* steel upper baffle to the radiator support. 1277460 3.40

E 68 427 Air Dam

This complex pattern is die cut from a 3 foot wide piece of Neoprene sheet rubber. TIP: for an authentic installation attach it with 16 staples (see item X) to the steel radiator supports upper baffle. 1274304 19.50

F Early 69 350 Air Dam

Die cut sponge rubber 1" thick & 10" long with PSA. Even though the Assembly Manuals indicates this part was only used in early production to about January 10, 1969, it is actually seen in very late production & appears to have used up to VIN 31,836 approximately. 1274411 5.50

G Late 69-70 350 3 Pc Air Dam and 70-Early 71 LT-1

Set contain thick short center seal & 2 thin longer seals, all with PSA. To install these parts: first mount the thick short seal on center top of the support. Then leave a 1" gap & install the thinner seals on either side of the thick center seal. 1274412 12.00

H Late 71-72 LT-1 Air Dam

Die cut sponge rubber 1" thick & 30" long. This high peak pattern contours with the underside of the big block hood used on these hi performance small blocks. Uses 2 PIF Some late 72 may instead use "P" 1274413 21.50

I 71 350 except LT-1 Air Dam

Die cut sponge rubber 1" thick & 30" with the factory type stepped pattern contouring with the underside of the low rise small block hood. Uses 2 PIF. 1274414 21.50

J 72 350 except LT-1 Air Dam

Die cut sponge rubber 1" thick & 36" long with a stepped pattern contouring with the underside of the 350 hoods. It covers the top of radiator support from fender to fender & steps down on either end. Uses 2 PIF. 1274408 21.50

K 69 L-88, 70 ZR-1, 71 LS-6, ZR-1, ZR-2 Air Dam

Die cut sponge rubber 1" thick & 30" long, with a very high peak that matches the underside of the high rise hoods Some use 2 PIF; others none. 1274488 27.50

L Early 69 427 Air Dam

The first design air dam is 1" thick & 20" long with PSA. According to the Assembly Manuals it was used up to November 13, 1968, approximately VIN 7,571, however it is seen on later models. 1274409 8.50

M Late 69 427 Air Dam

The second design is 1" thick & 27" long with PSA & covers the top of the support. Uses 2 PIF. 1274508 10.00

N 70 454 Air Dam

Die cut sponge rubber 1" thick & 27 3/4" long with PSA. We have measured genuine 454's that are 25 1/2" long & other that are 27 3/4" long. If you is the shorter style, trim as required. 1274510 12.50

O 71 454 Air Dam

Die cut sponge rubber 1" thick & 30" long. The peaked pattern contours with the underside of 454 high rise hoods. Uses 2 PIF. 1274443 21.50

P 72 454 Air Dam + some LT-1

Die cut sponge rubber 1" thick & 36" long This peaked pattern contours with the underside of the high rise 454 hoods. Uses 2 PIF. 1274410 21.50

Q 73 350 and 454 Air Dam

Die cut sponge rubber 1" thick & 36" long. Instead of a straight path from left to right, it makes a ZIG-ZAG "W" shaped pattern. This ZIG-ZAG is similar & the low peak contours with the under side of the "unisex" hood found on both 350 & 454 models. Uses 2 PIF. 1274516 21.50

R 74-75 350 and 454 Air Dam

Die cut sponge rubber, 1" thick & 36" long. This low peak pattern contours with the underside of the "unisex" 350-454 hood. Uses 2 PIF. 1274520 21.50

Doc's 76-82 TIP

If you have removed the air cleaner duct mounted on top of the radiator support, the factory design Air Dams will not aid cooling. Instead to aid cooling order a 74-75 350 Air Dam if you are using a stock hood, or order a 72 454 Air Dam if you're using a high rise hood.

S 76-77 All 350 & 78 L-48 3 Piece Set

Set includes LH & RH seals on either end on the radiator support & the center seal with PSA that mounts beneath the air cleaner front air duct. Uses 2 PIF. 1274522 15.50

T 78 L-82 & 79 All 350 3 Piece Set

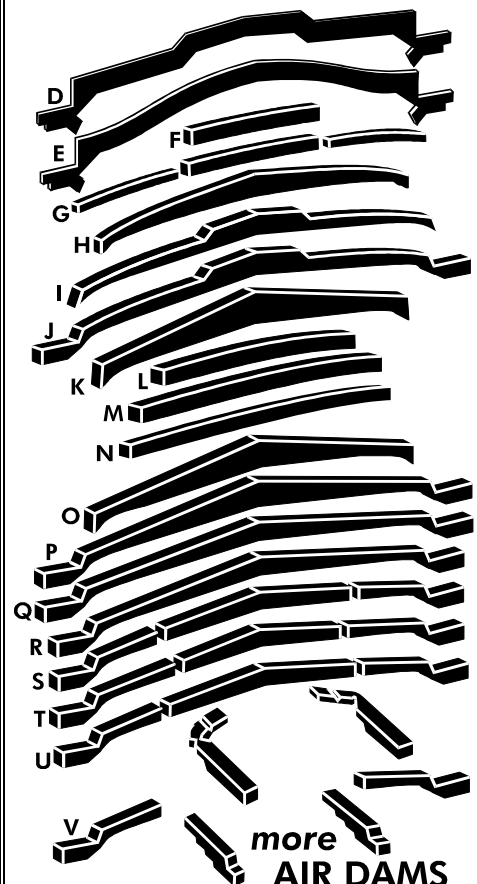
Set includes LH & RH seals on either end on the radiator support & the center seal with PSA that mounts beneath the air cleaner front air duct. Uses 2 PIF. 1274524 15.50

U 80-81 350 5 Piece Air Dam Set

Set includes LH & RH seals on either end on the radiator support, the seal that mounts beneath the air cleaner front air duct & the LH & RH seals that mount on the top sides of front air duct. Uses 2 PIF. 1274526 20.50

V 82 350 4 Piece Air Dam Set

Set includes LH & RH seals on either end on the radiator support, plus the LH & RH seal mounted on top of air duct that feeds air to the air cleaner via the duct on the underside of the hood. Uses 2 PIF. 1274528 18.50

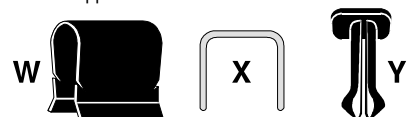


Air Dam Fasteners

W 66-67 A.C. Air Dam Spring steel Mounting Clip with Black phosphate plating. 4 to 6 reqd 1274997 2.00

X 68 Air Dam Staple Wire Make your own staples. Cut wire 1 1/2 inches long, and then bend wire 90 degrees every 1/2 inch. Makes 16 staples. 1274025 2.50

Y Push In Fastener = PIF stamped steel with Black phosphate plating. Use to attach most 69-81 seals to the radiator support. **NOS - not PLASTIC** 1274999 2.00



Those poor folk at Zip don't even know which of these Air Dams is a GM part and which was invented by the Doc.